

Outcome	Headline Measure	Expected Attainment	Baseline	Rolling 12 months to 31/03/2015	%age change	Narrative	PCC Judgement	Secondary measure	Attainment	Baseline	Rolling 12 months to 31/03/2015	%age change	PCC Judgement
To make our area a safer place to live work and visit - reducing the likelihood that people will become victims of crime	Victim based crime (excluding domestic and sexual abuse and hate crime)	Improvement in performance is expected	64506*	57707	-10.54%	Trends in victim-based crime have been steadily downwards over the current performance year with an overall reduction of 5% in the 12 months to date compared to the previous 12 months. Compared to the three year average (baseline) performance is now approaching the lower control limit (i.e. 2 standard deviations below the three year average). Principle offence categories driving this are the acquisitive offences: burglary dwelling -7%, n=2776, burglary non-dwelling -10%, n=3910, vehicle offences -9%, n=4950, other theft -12%, n=12155 and criminal damage -6%, n=12702.		Total number of recorded crimes per 1000 popn	Subject to performance in victim based crime, DA, sexual and hate crime.	87105	80275	-7.84%	
								Victim based crime specific to rural areas	Current good performance should be maintained	15397	14397	-6.49%	
								Victim based crime specific to urban areas	Current good performance should be maintained	45193	43340	-4.10%	
								Number of recorded domestic burglary offences per 1000 households	Current good performance should be maintained	4947	2792	-43.56%	
	Number of recorded DA crimes and non-crime incidents	Increased public confidence to report	27447*	29519	7.55%	Although currently showing an increase against the baseline that suggests that the required attainment is being met this is largely the product of a steep increase in recorded DA in the last performance year. In the twelve months between April 2013 and March 2014 domestic abuse crime and non-crime incidents increased substantially with an 18% increase in recorded DA crime. However during the current performance year the trend has levelled with no change in domestic abuse crimes and non-crime incidents in the 12 months to end of February compared to the previous 12 months. Secondary measures will inform a more accurate assessment of this.		Numbers of recorded repeat victims of domestic abuse as proportion of all recorded DA	Subject to baseline	42%	42%	Rolling twelve months to 31/03/2015 is the baseline	
								Measure of how effective the DASSP process is at identifying, managing and bringing to justice the most serious DA offenders	Subject to baseline	This measure has proven impossible to develop and has been removed from the performance framework for the coming year			
								Victim satisfaction with support and outcome	Subject to baseline	This data is not available – there are insufficient responses so far to support statistical analysis.			
	Number of recorded sexual offences	Increased public confidence to report	1976*	2510	27.02%	Trends in police recorded sexual offences have been resolutely increasing and in particular increases in reporting of historic offences would suggest that this measure is being attained. Again however additional measures are being developed that will increase explanatory power against this headline attainment requirement		Victim satisfaction with support and outcome	Subject to baseline	This data is not available – there are insufficient responses so far to support statistical analysis.			
	Number of recorded hate crimes and incidents	Increased public confidence to report	1116	1302	16.67%	Hate crime and incidents for the year increased by 16.7% (n=1302) as compared to the previous 12 months. This is largely driven by an increase in the number of recorded incidents. Recorded hate crime has reduced by 9%, driven by large reductions in public order offences. Reductions in this area are as a result of a review of how public order offences are crimed. Further work needs to be done to understand the factors driving trends in this area.							
	%age of 101 callers satisfied with the overall service	Current good performance should be maintained	83.1%*	80.6%*	-2.5% point	Statistically currently being attained, however the long term trend is slightly downwards albeit not to a significant extent at this point. If it continues to follow this trend this attainment level will be compromised. The Chief Constable has been asked to provide a formal response and action plan to address the issues highlighted in the recent 101 review by the OPCC.		%age of 999 calls answered in target	Current good performance should be maintained	93.10%	86.70%	-6.4% points	



			3000†	3052.8	52.8	Currently being attained		%age of abandoned non-urgent FEC calls	Transformation of performance is required	This measure has proven impossible to develop and has been replaced by a more direct measure from the performance framework for the coming year			
	Police officer establishment (above 3000)	Minimum 3,000 officers required						Proportion of workforce allocated to operational frontline duties	Current good performance should be maintained	72.10%	71.90%	-0.2% points	

Outcome	Headline Measure	Expected Attainment	Baseline	Rolling 12 months to 28/02/2015	%age change	Narrative	PCC Judgement	Secondary measure	Attainment	Baseline	Rolling 12 months to 31/03/2015	%age change	PCC Judgement
To reduce the crime and harm caused by the misuse of alcohol	Number of recorded violence against the person (excluding DA) offences per 1000 popn	Transformation of performance is required	12919*	13982	8.23%	Current trends suggest that the more serious violence with injury is stable (n=7045), The Chief Constable recently presented police analysis that shows that most serious violence (wounding offences for e.g.) have reduced and that less serious violence with injury has increased. This is taken to be evidence that a transformation in severity of violence may be being achieved. However there remain unexplained large increases in low level violence (+15%, n=6788) and for this reason this measure is judged to be at risk of not delivering the transformation required.		Number of recorded alcohol-related violent crime offences per 1000 popn (excluding DA)	Transformation of performance is required	3.71	3.71	Rolling twelve months to 31/03/2015 is the baseline	

Outcome	Headline Measure	Expected Attainment	Baseline	Rolling 12 months to 31/01/2015	%age change	Narrative	PCC Judgement	Secondary measure	Attainment	Baseline	Rolling 12 months to 31/03/2015	%age change	PCC Judgement
To make every penny count in protecting policing for the long term.	Cost /1000 population (Vfm measure)	Current good performance should be maintained	172.2	169.7	-1.45%	Evidence from the HMIC Value for Money profiles and the PEEL assessment indicate that this is currently being attained		Average number of working days lost through sickness	Current good performance should be maintained		9.2		
	Cost savings achieved through collaboration	Transformation of performance is required	0.7	1.8	157.14%	Although we have yet to see a material change in this area we are confident that the plans in progress to develop a strategic alliance with Dorset will deliver this.							

Outcome	Headline Measure	Expected Attainment	Baseline	31/12/2014	%age change	Narrative	PCC Judgement	Secondary measure	Attainment	Baseline	Rolling 12 months to 31/03/2015	%age change	PCC Judgement
To promote an effective criminal justice system for our area, delivering a high quality service for victims, witnesses and society	Public confidence from CSEW	Current good performance should be maintained	65.8%*	63.60%	-2.2% points	Although the latest Crime Survey for England & Wales data indicates that this measure has reduced slightly in the last quarter, the change is not statistically significant. Currently being attained.		New outcomes framework	Subject to baseline	Awaiting comparative baseline data for other forces - due July 2015			
								Case outcome timeliness measure	Subject to baseline	51 days average	48 days average	-5.88%	

Outcome	Headline Measure	Expected Attainment	Baseline	Rolling 12 months to 28/02/2015	%age change	Narrative	PCC Judgement	Secondary measure	Attainment	Baseline	Rolling 12 months to 31/03/2015	%age change	PCC Judgement
To deliver a high quality victim support service across our area.	Victim satisfaction	Improvement in performance is expected	84.6%†	83.00%	-1.6% points	Although not statistically significant trends in this area have been gradually reducing over time. The Chief Constable will provide an action plan to describe how he will achieve this measure.		Satisfaction of victims of violent crime	Improvement in performance is expected	81.50%	79.10%	-2.4% points	
								Timelines of victim contacts and updates	Subject to baseline	This measure has proven impossible to develop and has been replaced by a more direct measure from the performance framework for the coming year			
								Complaints allegation rate	Improvement in performance is expected	2043	2052	0.44%	

Outcome	Headline Measure	Expected Attainment	Baseline	Rolling 12 months to 28/02/2015	%age change required	Narrative	PCC Judgement	Secondary measure	Attainment	Baseline	Rolling 12 months to 31/03/2015	%age change	PCC Judgement
To encourage and enable citizens and communities to play their part in tackling crime and making their communities safer.	Number of hours of service provided by special constables	Minimum of 150,000 hours required	150,000‡	96286	53714	Unverified recent data suggests that there has been some improvement in this area, however to achieve the target set this will need to gain traction over the next performance year. There are some real challenges that we are encouraging the police to address.		Satisfaction of specials, volunteers and watch co-ordinators	Subject to baseline				This measure remains subject to development pending the development of the refreshed volunteering action plan
	Number of /hours worked by volunteers	Transformation of performance is required	14056	TBA	TBA	Recording difficulties continue to plague this measure. More work is required in order that this measure can be tracked.							


Key

* = Baseline taken from 3 year average

† = Baseline taken from 12 month average

‡ = Target

 = Measure delivered

 = Measure on track to deliver

 = Delivery at risk